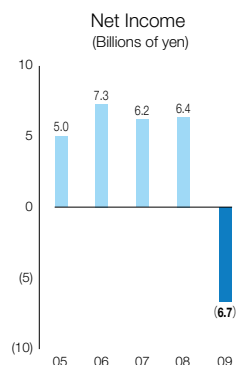
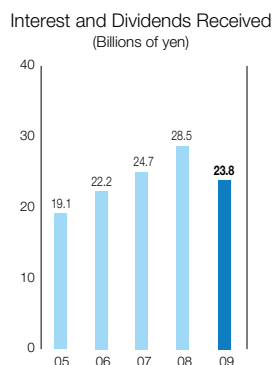
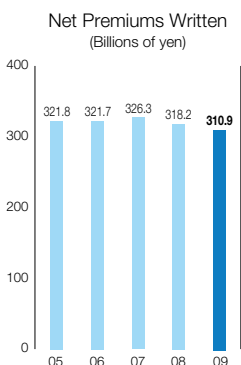


# Financial Highlights

Nissay Dowa General Insurance Co., Ltd.  
For the years ended March 31, 2008 and 2009

	Millions of yen		Thousands of U.S. dollars
	2008	2009	2009
<b>For the year:</b>			
Net premiums written	¥ 318,249	¥ 310,918	\$ 3,165,208
Interest and dividends received	28,577	23,897	243,281
Net income	6,450	(6,738)	(68,594)
<b>At year-end:</b>			
Total assets	¥1,214,111	¥1,100,172	\$ 11,199,966
Total equity	273,308	184,364	1,876,864
		Yen	U.S. dollars
<b>Per share of common stock:</b>			
Net income	¥16.98	¥(17.74)	\$(0.180)
Cash dividends paid	8.00	8.00	0.081
		%	
<b>Ratios:</b>			
Net loss ratio	66.4%	67.4%	
Net business expense ratio	33.5	34.6	
Net combined ratio	100.0	102.0	
Net balance ratio	0.0	(2.0)	
ROE	3.9	(4.2)	
Equity ratio	22.5	16.8	

Notes: 1. Figures in U.S. dollars are calculated, for convenience only, at the exchange rate of ¥98.23=U.S.\$1.  
2. Amounts per share are based on the weighted average number of shares outstanding during each period.  
3. Amounts of less than one million yen and one thousand U.S. dollars have been omitted.



**Disclaimer**  
Information on the most current rating available at [www.standardandpoors.com](http://www.standardandpoors.com)