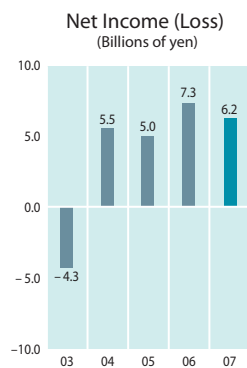
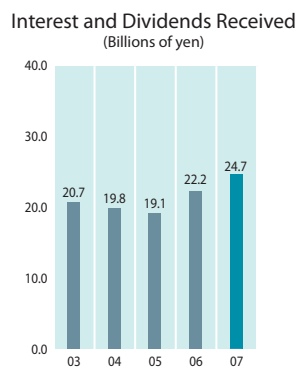
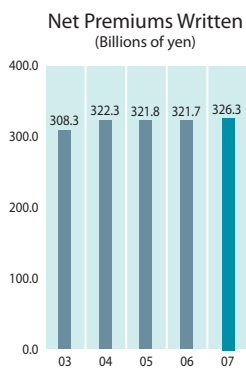


Nissay Dowa General Insurance Co., Ltd.
For the years ended March 31, 2006 and 2007

	Millions of Yen		Thousands of U.S. dollars
	2006	2007	2007
For the year:			
Net premiums written	¥ 321,786	¥ 326,341	\$ 2,764,436
Interest and dividends received	22,221	24,717	209,379
Net income	7,333	6,259	53,022
At year-end:			
Total assets	¥ 1,350,426	¥ 1,364,571	\$ 11,559,263
Total equity	362,866	368,556	3,122,040
Per share of common stock:			
	Yen		U.S. dollars
Net income	¥19.28	¥16.47	\$ 0.139
Cash dividends paid	8.50	8.00	0.067
Ratios:			
	%		
Net loss ratio	59.7%	62.0%	
Net business expense ratio	32.5	32.3	
Net combined ratio	92.2	94.3	
Net balance ratio	7.8	5.7	
ROE	4.6	3.9	
Equity ratio	26.9	27.0	

Notes : 1. Figures in U.S. dollars are calculated, for convenience only, at the exchange rate of ¥118.05=U.S.\$1.
2. Amounts per share are based on the weighted average number of shares outstanding during each period.
3. Amounts of less than one million yen and one thousand U.S. dollars have been omitted.



Disclaimer

Information on the most current rating available at www.standardandpoors.com